





BARRIER FILM™

Concrete Form



- For high alkaline & abrasive concrete
- White reflects heat for controlled pours
- Best in tables, gangs & engineered systems
- Minimal wood grain & no patch transfer
- Controlled hydration cuts Tiger Striping
- Balanced construction ensures panel stability
- Increased pours & reduced cost/pour



Product Description:

Barrier Film™ is an exclusive, premium, polymeric, white overlaid plywood with superior alkalinity resistance and durability for glossy finishes.

Panel Construction/Moisture Resistance:

Barrier Film™ is constructed of polymeric, white overlay on dense hardwood faced plywood with Doug Fir inner plys. The panel is balanced with a HDO backer sheet. It is manufactured with a one-step layup, has a waterproof glue bond and meets APA PS 1-09. All Olympic products are made in the USA.


Working Faces/Treatment:

- Barrier Film™ is available with one working face and a HDO backer sheet
- Gloss level of concrete surface: high-gloss
- Wood grain transfer to concrete surface: slight
- Wood defect transfer to concrete: minimal—no football patches
- Sugaring: none
- Maintenance: very little

Working Edges/Treatment:

- Factory sawn and sealed with special, gray, styrene acrylic sealer
- Seal all exposed wood (edges and holes) with Edge Flex 235 by Nox-Crete, Olympic Form Seal by Willamette Valley Co. or equivalent to prevent concrete staining from the wood sugars

Alkalinity Resistance After Chemical Exposure



The Abrasion and Chemical Resistance Test reflects the expected panel life in the field. The higher the index number, the more resistant to alkalinity/abrasion.

Structural/load Performance Summary

Barrier Film™ is available with custom load tables (V287). Allowable pressure $\ell/270 \text{ } \frac{3}{4}'' @ 12'' \text{ OC}$ (face gain across supports): Struct 1 - 1,105 PSF

Typical Pour Ranges:

- Engineered systems: up to 225 pours
- Gang forms: up to 100 pours
- Job built: up to 75 pours
- Pour ranges are not guaranteed because the number of pours will vary due to jobsite handling and panel maintenance, vertical or horizontal use, form release agent, concrete mix design/strength, alkalinity, pour rate and other factors

Release Coating:

- Release agent: Nox-Crete FormCoat factory applied
- Coating required: light before first and each subsequent pour
- Recommended release agent: Non-Crete FormCoat or equivalent. Avoid release agents containing fuel oils, recycled oils or solvents

Other Applications:

- Pallets, bins, totes, crates, reels
- Tanks, vats, freezer liners, storage lockers, trunks and shelving
- Animal enclosures, farm buildings and equipment

Limitations:

Do not exceed design limitations imposed by the load span table. Conform to concrete form design procedures based on American Concrete Institute (ACI) standard 347-04. Release agents are required. Do not employ used concrete form for structural applications. Do not coat or laminate this panel without surface preparation. For coating or laminating information, ask Olympic for technical assistance.

Thicknesses & Sizes:

Barrier Film™ is available in: 1/2", 5/8", 3/4" & 1-1/8". Standard panel sizes are 2' & 4' X 8'. Non-standard thicknesses, widths and lengths meeting volume requirements are available.

Technical Data Applicable Standards

All panels are manufactured by Olympic Panel per product standard PS1-09. This standard is available at www.apawood.org.

Physical Properties	3/8" to 1/2"	5/8" to 1-1/8"
Check Resistance – APA Test #6	.6 mm	.6 mm
Moisture Resistance (Cobb) 8-hour Soak	1.42 g/sq. ft.	1.42 g/sq. ft.
Alkalinity Resistance After Chemical Exposure D/T	270	270
Formaldehyde Level ASTM E-1333	0.01 parts/million	

Panel Tolerances	3/8" to 3/4"	1" & Greater
Thickness Tolerance	+/- 1/32" (.031")	+/- 5%
Length & Width Tolerance	+0, -1/16" (.062")	+0, -1/16" (.062")
Squareness	1/16" (.062")	1/16" (.062")
Straightness	1/16" (.062")	1/16" (.062")

Note: All tolerances and specifications apply at the time of manufacture.

Note: Product averages vary for individual thicknesses. Consult sales or technical offices for exact properties.

Standard Packaging:

Thickness	Barrier Film™ 1 Face, HDO Back Average Weight* lbs./SF	Barrier Film™ 1 Face, HDO Back Average Weight* lbs./Panel	Pieces per Unit
1/2"	1.765	58.2	66
5/8"	2.400	77.1	50
3/4"	2.405	78.6	44
1-1/8"	3.505	113.8	30

*Average product weights may vary +/- 10%

Product Grade

Standard product is shipped on grade only. Special product is shipped allowing up to 10% total Good One Side (G1S) and/or Shop, identified & priced separately. Shipments of G1S and shop may be available.

Stress and Load Span Tables

These stress and load span tables simulate actual wet form conditions. Dry load span values are overstated and should not be used. Canadian (COF) design values for Douglas Fir are 25% higher than APA.

Stress Tables: Tables 1 & 2 herein are based on standard APA and commercial standards PS-1 criteria.

Stress Table – Dry, Working Stress Design Capacities	Struct 1		Wet Adjust Factor
	1/2"	3/4"	
	5	7	
Nominal Thickness	1/2"	3/4"	
Number of Plies	5	7	
Table 1: Face Grain Perpendicular to Supports¹			
Bending Stiffness ¹	142,562	429,452	.85
Bending Resistance ²	525.6	1,034.7	.75
Planar Shear ³	277.8	363.3	.75
Table 2: Face Grain Parallel to Supports¹			
Bending Stiffness ¹	56,820	247,726	.85
Bending Resistance ²	266.6	667.7	.75
Planar Shear ³	159.2	311.1	.75

¹Bending Stiffness = E¹ * (Ib-in²/ft); ²Bending Resistance = M or F, S (Ib-in/ft); ³Planar Shear Capacity: V or F, lb/Q (lb/ft). There is no DOL (Duration of Load) or experience factor applied to EI, FbS and Fslb/Q.

Load Span Tables: Tables 3 through 6 are based on standard APA and PS-1 criteria.

Struct 1 LOAD SPAN TABLES – WET CONDITIONS								
Recommended Maximum PSF on Struct 1 Panels or Equivalent (V405)								
Table 3: Face Grain Perpendicular to Supports ¹								
Support Spacing	Plywood Thickness – Allowable Pressure (PSF)							
	1/2"		5/8"		3/4"		1-1/8"	
(in.)	ℓ/360	ℓ/270	ℓ/360	ℓ/270	ℓ/360	ℓ/270	ℓ/360	ℓ/270
8"	1,405	1,405	1,970	1,970	2,050	2,050	3,095	3,095
12"	485	620	745	875	1,060	1,105	1,845	1,845
16"	205	275	350	450	505	575	1,335	1,335
19.2"	120	160	195	265	305	405	1,015	1,015
24"			100	135	160	210	625	650
Table 4: Face Grain Parallel to Supports¹								
Support Spacing	Plywood Thickness – Allowable Pressure (PSF)							
	1/2"		5/8"		3/4"		1-1/8"	
(in.)	ℓ/360	ℓ/270	ℓ/360	ℓ/270	ℓ/360	ℓ/270	ℓ/360	ℓ/270
8"	550	610	1,115	1,115	1,685	1,685	2,525	2,525
12"	155	210	430	575	715	810	1,560	1,560
16"			180	240	310	415	1,000	1,000
19.2"			125	170	220	250	555	555
24"					110	150	355	355

Notes: ¹Plywood continuous across two or more spans. These are total loads (weight of panel should be considered in horizontal applications). DOL (Duration of Load) 1.25 and Experience factor of 1.30 used in load tables.

Form Panel Thickness: For more detailed design information, refer to APA publication "Plywood For Concrete Forming" and to American Concrete Institute publication "Formwork for Concrete."

Edge Support: In high moisture/sustained load conditions, edges may have a greater deflection than the panel center and may exceed calculated deflection.

Suitability for Use and Warranty

Nothing herein constitutes a warranty express or implied, including any warranty of merchantability or fitness for use, nor is protection from any law or patent to be inferred. The exclusive remedy for all claims is replacement of materials. Contact the sales office for a copy of the complete Olympic Terms and Conditions of Sale.

Warehouse Storage and Handling

- Store in a dry, clean, well-ventilated area indoors.
- Avoid temperatures and moisture extremes. Allow panels to equalize for 72 hours or more before use
- Pieces must not be stored in contact with the ground
- Limit the stacking height to four or five units. Separate units with clean, dry spacers of uniform thickness, aligned carefully. Use three spacers for panels 8' long

Jobsite Care and Handling

1. **Product preparation:** OPV's HDO panels are not factory release coated. Lightly coat panels prior to first use and each subsequent use with Nox-Crete PCE/PCS or equivalent agent that will not bond with, stain, or adversely affect concrete surfaces. Follow the manufacturer's recommendations for application.
2. **Pouring and Vibrating:** While panels are highly resistant to abrasion and impact, they can be damaged through improper use. Follow the rate of pour to reduce excessive pressure that can cause panel damage. Use rubber tipped vibrators and exercise care not to damage form faces.
3. **Stripping:** Prolong panel life with proper stripping and handling. Use wood wedges, rather than metal bars or pries, to separate the form from the concrete. Form panels must be lowered, not thrown or dropped, to avoid face and edge damage.
4. **Cleaning:** Storage and Edge Sealing—Clean panels after each use, employing burlap or flat, non-scratching tools such as plastic or wood scrapers. Reseal cut edges or exposed wood at holes or openings with two coats of a styrene acrylic sealer. Stack panels flat and remove fasteners to prevent damage and warping. Store panels in a protected area and avoid direct sunlight.
5. **Surface Repairs:** Remove form release agent, concrete & loose wood/overlay debris. Sand the damaged surface with coarse (80 grit) disc or paper. For architectural concrete, use fine (120 grit) for the damaged perimeter area. Clean all sanding debris from the repair area. Apply: W.R. Meadows - Rezi-Weld Gel Paste State, Euclid - Euco #620 Gel Epoxy System, or Sika - Sikadur AnchorFix. Use the Rezi-Weld Gel Paste State when the air temp is above 60° F, or the Euco #620 Gel or Sikadur AnchorFix-4 when the air temp is above 33° F. Scrape off the excess repair material using a putty knife. Allow repair material to cure for 24 hours (48 hours in cold weather) before sanding, then, feather sand the area.

Environmental Impact

OPV produces overlaid plywood according to the following principals:

- While purchased veneer is uncontrolled, it originates in sustainable, second growth forests which meet federal & state regulations
- Olympic Panel uses energy efficient, environmental control technology to reduce emissions and exceed government requirements
- Olympic Panel uses process by-products to produce energy
- Olympic's products are renewable, biodegradable and recyclable

Air Quality and Safety

This product will generate wood dust from sawing, sanding, or shaping. Material Safety Data Sheets are available on Olympic's website at www.olypanel.com and upon request.

Structural panels (PS-1) are exempt from CARB regulations. However, this product contains no added urea formaldehyde and its 0.01 ppm formaldehyde level is lower than 0.05 parts per million, the lowest Phase 2 (2012) CARB formaldehyde limit, based on certified tests conducted in 2007 at an IAS accredited laboratory.

There's more than one reason Olympic Panel is #1 in the concrete forming industry. Find out more at www.olypanel.com



204 East Railroad Avenue
Shelton, WA 98584
Sales phone: 800-445-2442
Sales Fax: 360-432-5081
www.olypanel.com